

PVJapan 2011 Outline

- Event Name** : PVJapan 2011
- Co-Organized by** : SEMI (Semiconductor Equipment and Materials International)
JPEA (Japan Photovoltaic Energy Association)
- Venue** : Makuhari Messe Hall 9-11 (2-1, Nakase, Mihama-ku, Chiba-city, 261-0023)
- Show Hours** : December 5 (Mon.) 10:00 – 17:00
December 6 (Tue.) 10:00 – 17:00
December 7 (Wed.) 10:00 – 17:00
- Concurrent Events** : Renewable Energy 2011 Exhibition
Organizer: Japan Council for Renewable Energy
PVJapan 2011 and Renewable Energy 2011 Exhibition will be held in the same venue under the name "Renewable Energy World Fair"
- Supported by** : Ministry of Economy, Trade and Industry (METI)
Ministry of the Environment (MOE)
Tokyo Metropolitan Government
New Energy and Industrial Technology Development Organization (NEDO)
- Co-Sponsor** : American State Offices Association (ASOA)
Architectural Institute of Japan (AIJ)
Japan Electric Construction Association (JECA)
Japan Electrical Safety & Environment Technology Laboratories (JET)
Japan Federation of Construction Contractors (JFCC)
Japan Organization for the Promotion of Renewable Energy
Japan Society for the Promotion, The 175th Committee Innovative Photovoltaic Power Generating Systems
Japan Society of Energy and Resources
Japan Solar Energy Society (JSES)
National Institute of Advanced Industrial Science and Technology (AIST)
New Energy Foundation (NEF)
New Energy Promotion Council
Optoelectronic Industry and Technology Development Association (OITDA)
Photovoltaic Power Generation Technology Research Association (PVTEC)
Saitama Council for the Promotion of Solar Power
Semiconductor Equipment Association of Japan (SEAJ)
Solar System Development Association (SSDA)
The Electrochemical Society of Japan (ECSJ)
The Institute of Applied Energy (IAE)
The Institute of Electrical Engineers of Japan (IEEJ)
The International Solar Energy Society
The Japan Electrical Manufacturers' Association (JEMA)
The Japan Institute of Architects (JIA)
The Japan Institute of Energy (JIE)
The Japan Society of Applied Physics (JSAP)
The Society of Chemical Engineers, Japan (SCEJ)
(Alphabetical order)
- Schedule** : Move-In (Set-Up) : December 3 (Sat.) 8:00 - 22:00
December 4 (Sun.) 8:00 - 22:00
Show Period : December 5 (Mon.) - December 7 (Wed.) 10:00 - 17:00
*Exhibitor will be able to enter the exhibition halls from 8:00.
Move-Out (Dismantling) : December 7 (Wed.) 17:00 - 22:00
*No vehicle allowed in the halls before 18:00.

RENEWABLE ENERGY WORLD FAIR

PVJapan is a part of “Renewable Energy World Fair” which consists of the following events “PVJapan 2011” (co-organized by JPEA and SEMI), and “RENEWABLE ENERGY 2011 Exhibition”. (organized by Japan Council for Renewable Energy)

1. Japan Photovoltaic Energy Association (JPEA)

<http://www.jpea.gr.jp/>

Established in 1987, the Japan Photovoltaic Energy Association (JPEA) is the only association in Japan dedicated to Photovoltaic technology. Its membership consists of a wide-range of companies all pursuing development of photovoltaic technology. Through various activities including research, symposia, facilitating communication between member companies as well as with various organizations, and advocating the adoption of photovoltaic technology, JPEA aims to support the growth of the Japanese economy and an improved standard of living for all Japanese.

2. Semiconductor Equipment and Materials International (SEMI)

<http://www.semi.org/>

SEMI is a global industry association serving companies that provide equipment, materials and services used to manufacture semiconductors, displays, nano-scaled structures, micro-electromechanical systems (MEMS), photovoltaic power generation and related technologies. SEMI maintains offices in Austin, Bangalore, Beijing, Berlin, Brussels, Hsinchu, Grenoble, Moscow, San Jose (California), Seoul, Shanghai, Singapore, Tokyo and Washington, D.C.

3. Japan Council for Renewable Energy (JCRE)

<http://www.renewableenergy.jp/council/english/index.html>

With the mission of enhancing public awareness of eleven fields of renewable energy and new energy, developing technology, and promoting activities that are useful for the development of the industry, the Japan Council for Renewable Energy (JCRE, Representative: Kosuke Kurokawa) was established based on the organizational structure of the Renewable Energy 2006 organizing Committee, the organization for planning and hosting international conferences and exhibitions.

2. Event Outline

Renewable Energy World Fair Opening Ceremony

PVJapan and Renewable Energy World Fair will start with an opening ceremony. The opening is addressed by guest executives and organizer, then tape cutting will be held. Your participation is very welcomed.

■DATE : December 5 (Mon.), 9:40 - 10:00

■VENUE : Esplanade, Makuhari Messe,

*Admission Free

*Registration : Not Required

2. Event Outline

Renewable Energy World Fair Keynote Speech

Contact

RENEWABLE ENERGY 2011 Exhibition Show Office
TEL:81-3-5297-8855 FAX:81-3-5294-0909
E-mail:info@renewableenergy.jp

Keynote speeches will be delivered by representatives of public organization from Japan and overseas. Being more and more significant recently, public policies relating to the advanced technologies of renewable energies will be discussed.

■Speakers (Tentative) : Ministry of Economy, Trade and Industry(METI), Ministry of the Environment (MOE), Japan Science and Technology Agency (JST), Embassy of Canada

■DATE : December 5 (Mon.), 10:30 - 12:30

■VENUE : Int' l Conference Room, 2F Int' l Conference Hall, Makuhari Messe

*Admission Free

*Pre-registration Required at Renewable Energy 2011 Exhibition at <http://www.renewableenergy.jp/english/index.html>

2. Event Outline

PVJapan Executive Forum

As keynote speech of PVJapan, key persons of the leading companies for photovoltaic industry will lecture on the latest industrial trends and their business strategies.

■Speakers (Tentative) : Tohoku Bureau of Economy, Trade and Industry, Solar Frontier, GCL-Poly Energy Holdings , Asian Developing Bank, Sun Power.

■DATE : December 5 (Mon.), 14:00 - 17:00 (tentative)

■VENUE : Int' l Conference Room, 2F Int' l Conference Hall, Makuhari Messe

■APPLICATION : Please apply at PVJapan 2011 official website at www.pvjapan.org

■ADMISSION FEE: Register by November 25, ¥19,000 / Register from November 26, ¥24,000

■REGISTRATION: Please register at PVJapan Website at <http://www.pvjapan.org>

*All attendees of PVJapan Executive Forum are invited to the VIP Reception to be held just after Executive Forum.

2. Event Outline

Renewable Energy World Fair VIP Reception

The reception will be held jointly by "PVJapan" and "Renewable Energy 2011 Exhibition". Industry executives from all over the world and local government personnel related to Photovoltaic Generation and Renewable Energy will attend, so it will be a great opportunity for networking.

■DATE : December 5 (Mon.), 17:00 - 19:00

■VENUE : Convention Hall, 2F Int' l Conference Hall, Makuhari Messe

■ADMISSION FEE : Invitation Only

*Attendees of PVJapan Executive Forum and participants with VIP Badges are invited to the reception.

2. Event Outline

PVJapan Concurrent Seminars

A variety of seminars will be held at PVJapan 2011, which covers technology development (R&D), manufacturing technology, PV standard as well as PV policy & market trend. These seminars will be a great opportunity for you to have the latest information about PV technology and market as well as networking with key stakeholders in Japanese PV industry.

- **DATE:** December 5, 6, 7 2011
 - **VENUE:** Int' l Conference Hall, Makuhari Messe
 - **SESSION:** Total 20 Sessions. (Technical Seminar, SEMI Tutorial, Standard Program, PV policy and market, and others)
 - **ADMISSION FEE:** Required (part of seminars are admission free)
 - **INFORMATION:** For schedule and agenda of PVJapan seminars, please see PVJapan 2011 Website.
 - **REGISTRATION:** Please register at PVJapan 2011 Website at <http://www.pv japan.org>
- *Early bird price will be applied for registration by November 25, 2011. Please find further information at PVJapan Website.

3. Information & Instruction

General Information / Exhibitor Guidelines

Contact

Show Management Support (Nikkei PR Advertising)
TEL:81-3-6812-8694 FAX:81-3-6812-8649
E-mail:pvj@nikkeipr.co.jp

This alphabetical listing will act as an easy reference to the common issues regarding PVJapan. More detailed information for each heading may be found in the appropriate section of the Exhibitor Services Manual. As we get closer to the show, show management will be sending important updates to the show contacts.

As always, if you need assistance, please contact by telephone, E-mail or fax.

1. After Hours Pass

Exhibitors who need to stay after stated hours to work on equipment and / or their display (within their booth) will need to obtain an "After Hours Pass". These passes are available during each move in day at the Show Management Office. Exhibitors will be charged an overtime fee, as charged to SEMI by the facility. (ref. / Move-In & Move-out / P.19)

For the purpose of machine adjustment, exhibitors can request the overtime fee be waived by declaring the reason to the Show Management office.

2. Alcohol

Alcohol beverages are prohibited in the facility from set-up through dismantle for safety and insurance reasons.

3. Badge Control

False certification of an individual as an exhibitor's representative, misuse of an exhibitor's badge, or any other method or device used to assist unauthorized personnel to gain admittance to the exhibit floor will be expelled from the tradeshow. This may also cause the removal of the exhibitor's booth from the exhibit floor without obligation on the part of SEMI for refund of any fees. (ref. / Exhibitor Badges / P.15)

4. Booth Navigator

The Booth Navigator is a search engine that allows visitors to locate exhibitors' booths by company name, booth number and product category. It is linked to and promoted on the official PVJapan 2011 website and provides users who pre-register with an advance view of the exhibition. The Booth Navigator is used by thousands of visitors to locate the booths they want to visit making it a highly visible place to advertise.

5. Cleaning

Show Management has arranged for the general cleaning of the exhibition premises prior to the show opening and on the exhibition days. General cleaning includes the emptying of wastebaskets and carpet sweeping. We ask that the exhibitors assist in keeping their booths neat and tidy at all time. (ref. / Booth Cleaning / P.48)

6.Exhibitor Badges

There are two kinds of exhibitor badges,

- 1) Badges containing Exhibitors' own personal data which can be read by Barcode Reader.
Please apply by providing personal data in a special form that will be downloaded by "My-Page".
- 2) Exhibitors badges not containing personal data, but only having primary exhibitors name on it.
Five exhibitor badges will be issued per one booth. Please pick up your badges at the on-site Show Management Office.
- 3) If you need more badges after the deadline, we can issue both type of exhibitor badges on site. Please bring two business cards for each exhibitor badge.

7.Exhibitor Service Center

Our official contractors will operate a fully staffed service center on-site.

8.Fax / Copy Service

A Business Center in Makuhari Messe will be available for light photocopy, fax service and additional business services.

9.First Aid / Emergency

In case of an emergency, please inform Show Management Office or Security immediately. First Aid Service is available during set-up, show hours and dismantle hours.

10.Giveaways / Handouts

The exhibitor may not distribute items, samples, souvenirs, etc, except from within the confines of their booth. SEMI Japan reserves the right to evaluate the safety and / or offensiveness of these items.

11.Hazardous Equipment & Materials

Exhibitors who intend to bring hazardous equipment and materials such as flammable gases, explosive materials, high voltage, radioactive materials, are required to list all items through "My Page" (the On-line Order Form service). (ref. / Open Flames & Hazardous Materials / P.34)

12.Insurance

SEMI Japan will not be responsible for loss, damage, or theft to any property or injury to any person from any cause. Exhibitors are strongly advised to fully insure their property prior to shipping to PVJapan.

13.Obstruction of Aisles or Booth (Demonstrations)

Exhibitors may not conduct demonstrations or activities that result in obstruction of the aisles or access to neighboring exhibitors' booths. All equipment, furniture and demonstrations must be held within the booth area, Demonstrations are to be straightforward, professional, and relative to the displayed product. The use of demonstrators, gimmicks, mimes, magicians, robots, etc., in the aisles is prohibited at all times.

14.Off-Site Promotion

Exhibitors may not advertise or promote any off-site activity such as an open house, reception, conference, etc., during exhibit hours.

15.On-Site Vehicles

Private motor vehicles, trucks, or automobiles are strictly not allowed on the exhibit hall floor at all time. Delivery of any exhibit materials required for set-up and dismantle must be cleared through the official service contractor.

16.Photography / Video Taping

Photography and videotaping of the exhibits and displayed equipment (other than your own) are required permission from the exhibitor. Show Management, the official photographer, and the accredited press (properly accredited) are exempt from this rule.

17.Press Room

The Press Room is provided for the exclusive use of the working media covering news from and about the show. Access to the Press Room is restricted to accredited members of the working media. The press room will be located on the VIP Conference Room, 2nd Floor of the Exhibition Halls.

18.Product / Equipment Demo

Product or equipment demonstrations for visitors must be done by exhibitor with an exhibitor badge in the booth. For security reasons, demonstrations can only take place during show hours.

19.Promotions or Facility Tours

SEMI Japan discourages off-site visits or facility tours during show hours as they take visitors away from the show site. No private vehicles or buses will be permitted on the tradeshow grounds to take visitors to such functions. PVJapan requests that large meetings or social events in hotels or other locations be held during non-show hours. Advertisements or invitations to parties, private shows or other events may be distributed or displayed within the confines of the exhibitor' s booth ONLY.

Any special promotions must be submitted in writing to SEMI Japan Show Management 30 days prior to the show. PVJapan Show Management reserves the right to reject or prohibit any exhibit or special promotion, in whole or in part, of any exhibit (or representative) based solely on its judgment, discretion and authority.

20.Security

Each exhibitor is responsible for the safety of the goods, materials, equipment and displays at all times. General overall security service will be provided during the exhibition. Neither the security service provider nor SEMI will be responsible for the loss or damage of any property.

*Night time Security for your booth

TEXS Co., Ltd.

Tel: 81-3-3590-6446 Fax: 81-3-3590-4001

E-mail : ueda@texs co.jp

21.Show Management

Show Management Office will be located at Hall 9, ground level. English speaking staff will be on-site during the show to assist non-Japanese speaking exhibitors.

22.Smoking Policy

Smoking is not allowed in the halls except at designated areas.

23.Soliciting Employment

The Show Management prohibits any forms employment recruiting during the show at all times. Employment opportunity advertisements will not be accepted in the show.

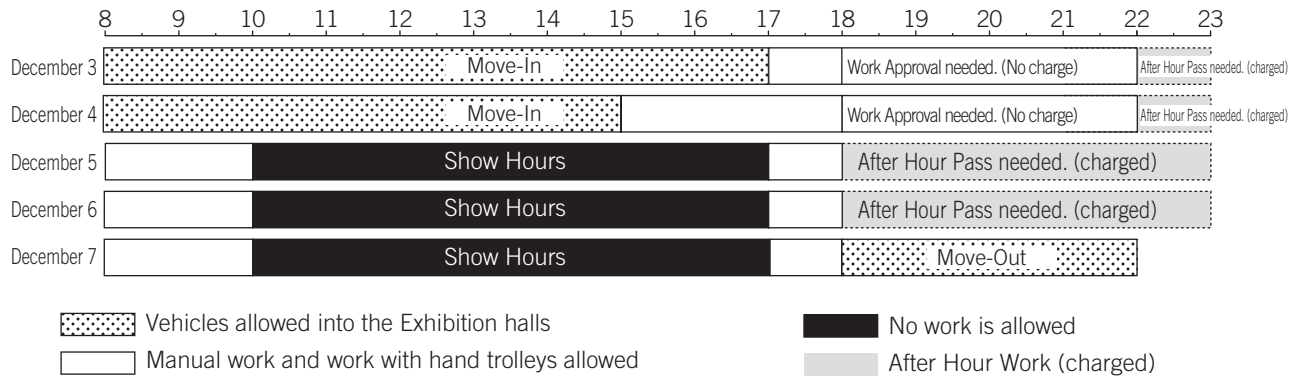
24.Subleasing of Space

No exhibitor may assign, sublet, or apportion any of the space assigned to the exhibitor.

25.Visitor Registration

There is no registration fee to visit PVJapan 2011. All attendees are requested to proceed to the registration desk located at the Esplanade (2F concourse) of the exhibition halls for registration. The Promotional Brochures will be sent separately to the exhibitors to invite existing and prospective customers.

*English Brochures are on the official PVJapan Website.

1. Move-In & Move-Out Schedule**2. Common instructions for Move-In & Move-Out**

- All on-site exhibitors / workers involved in setting up and dismantling booths must wear Exhibitor / Worker Badges during the Move-in / Move-out period. Those without badges will not be permitted to enter the exhibition halls.
- All Move-in / Move-out truck entering the exhibition halls must have an Admission Certificate.
- Please follow the management staff and the security guard's instructions when entering into the exhibition premises.

3. Move-In

Saturday, December 3 8:00 - 22:00 (No vehicles are allowed into the halls after 17:00)

Sunday, December 4 8:00 - 22:00 (No vehicle are allowed into the halls after 15:00)

* On move in days, the stipulated working hours is from 8:00 to 18:00.

Admission Certificate of Move-in truck

Please come directly to Exhibition Hall (East Gate No.3), then the driver should follow instruction of the security guard.

Work Approval and After-Hours Pass (charged)

If you need to carry out any work after 18:00 during move in days and show days (except for December 7), you must obtain approval from the show management office. This is for security reasons. When work is expected to last beyond 22:00 hrs on December 3 - 4 and 18:00 hrs on December 5 - 6, you must obtain an After-Hour Pass from on site show management office by submitting the "Application for After-Hours Work". A fee of ¥5,000 (tax excl.) will be charged for each 30 minutes outside of normal move-in hours.

* Workers without approval cannot carry out any work and will be asked to leave the halls.

* No vehicles will be allowed into the exhibition halls during show days.

4. Move-Out and Dismantling

Please come to the East Gate No.3. Then the driver should follow instruction of the security guard.

All exhibitors must complete their move-out and dismantling work by 22:00 of December 7.

(NO EXCEPTIONS)

5. Vehicle Pass

Every vehicle used for move-in and move-out must have a vehicle pass when entering the halls. Please note that no vehicle will be allowed in the venue unless they have this vehicle pass. Vehicle pass must be placed on the windshield of the vehicle.

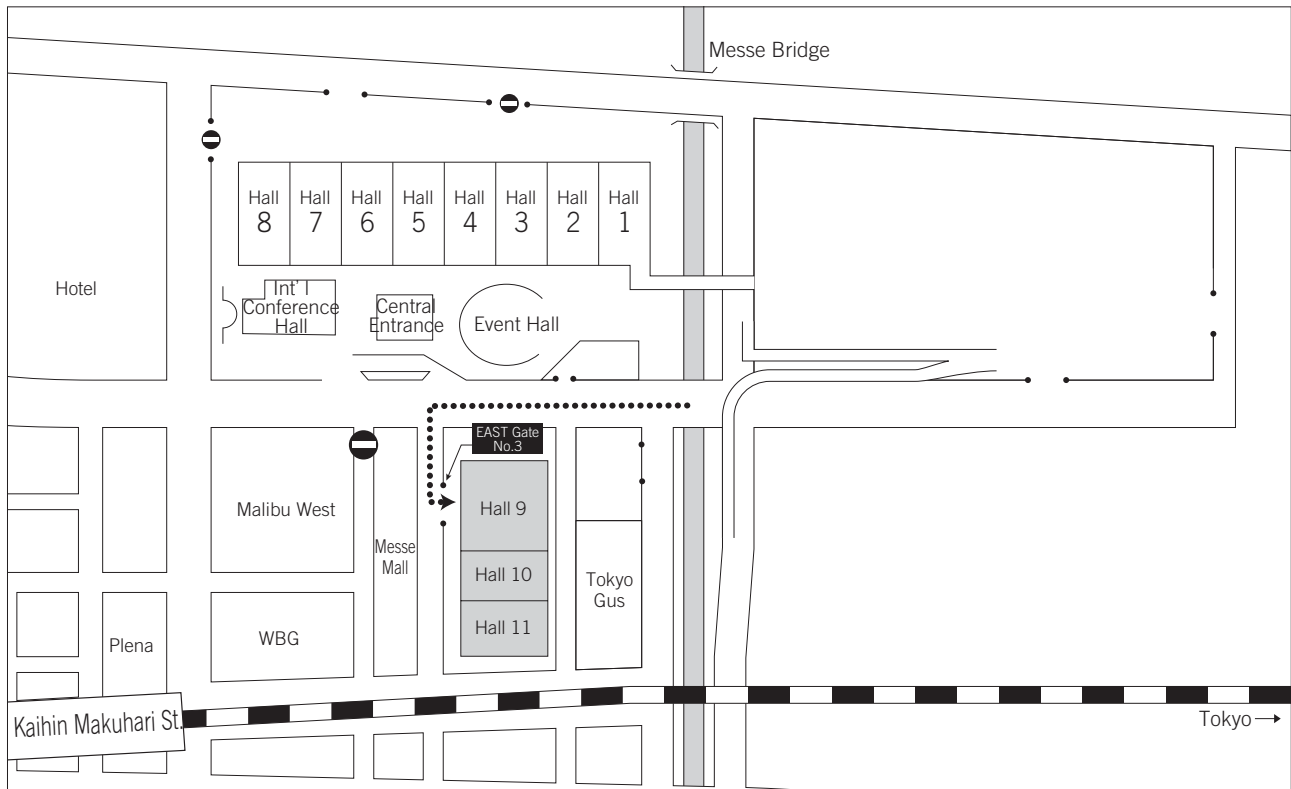
* Vehicle Pass will be delivered at the exhibitor briefing. You can also download the pass from "My Page"

Makuhari Messe Facility Information

http://www.m-messe.co.jp/index_e.html

6. Track Route

At Move-In/Out: Please come directly to East Gate No.3, then follows instruction of the security guard.



Optional "My Page" "Customs Clearance Application"

Deadline: October 28 (Fri)

1. SHIPPING PROCEDURE

A. Early Consultation

We strongly recommend you to consult with the designated Nippon Express office representative well in advance of the scheduled shipping date. By providing us with full details (total number of package, declared value, contents of shipments), this will ensure the smooth arrival of your exhibits in time for the fair. We will also be able to anticipate any special handling requirements.

B. Arrival Deadline

Air ······ Must arrive in Japan no later than November 28, 2011

Ocean ···· Must arrive in Japan no later than November 21, 2011 (for LCL Shipment)

November 24, 2011 (for LCL Shipment)

Note: Although we, Nippon Express, may be able to clear late cargo in enough time to meet the show set-up deadline, Nippon Express cannot guarantee timely arrival if your delivery is delayed. Hence, we request each exhibitor to respect the arrival deadline.

DEST. AIRPORT : NARITA

DEST. PORT : TOKYO

2. CUSTOMS CLEARANCE

Your goods must first be cleared through Japanese Customs before they can be either displayed or sold. Below is a brief description of how goods may be cleared and the conditions, which pertain to each.

"Since the fair ground shall not be allocated as bonded area, it is advised to take the ATA Carnet for temporary import".

ATA Carnet Clearance

If you intend to merely display your products and take orders (no sales, no consumption in Japan), then you may wish to use an ATA Carnet. The conditions, which govern a Carnet, are exactly the same as for in-bond clearance.

The Carnet convention allows for two broad categories of goods:

(a) Commercial samples: The term commercial samples means any and all items which are temporarily imported solely for the purpose of being shown or demonstrated in the territory of importation for the soliciting of orders for those items.

(b) Professional Equipment: The term professional equipment includes, but is not limited to equipment for the press or for television, equipment for construction, or testing, tools, and entertainment equipment.

Formal Consumption Entry

Goods which can not be cleared under Temporary in Bond or CARNET must be cleared as a formal consumption entry. Goods intended for definite sale, free distribution, partial or full consumption, or to be abandoned must be cleared as consumption goods.

Goods will be subject to the 5% consumption tax and may also be subject to duty. The following sample calculation should assist in understanding.

<Example of Formal Consumption Entry>

Declared value: US\$2000.00 (the customs do not accept ¥0 declaration)

Commodity: Semi conductor Devices Duty rate for: Free

FOB Value	US\$ 2,000.00
Freight	US\$ 1,000.00
Insurance	US\$ 200.00
CIF Value	US\$ 3,200.00
Duty	FREE

Consumption tax: US\$ 3,200.00 (duty + CIF) x 0.05 = US\$ 160.00

Note: If you decide to clear the goods as a consumption entry, please realize the duty and tax must be considered part of the total cost of participating in the show.

3. PACKING AND MARKING / LABELING

A. Packing by Categories

In accordance with the above, it should now be clear that your shipment must be separated into three categories:

Goods to be cleared through ATA Carnet and;

Goods to be sold, abandoned, given away, partially or completely consumed.

The three groups should not be combined in the same packing and separate invoices must accompany each group.

The Carnet takes the place of the commercial invoice for any goods shipped under same.

Therefore, it is necessary for each exhibitor to separate his shipment as follows and pack each group individually, being careful not to pack goods which fall into different groups in the same crate / carton.

Group I - ATA CARNET Goods

Group II - Consumption Goods

B. Packing Materials

The following points regarding packing materials and packing methods help to ensure that your goods arrive safely and free from damage.

- 1) Return cargo should be packed in re-usable crates / cartons. Easily removable lids or side panels, secured by bolts or clips (removable by hand) are essential.
- 2) Non-return cargo for sale may be packed in disposable materials, but if anything remains, you will have to provide your own packing materials to effect the return shipment.
- 3) Make sure your cargo is waterproof. As it is transferred from plane to truck, truck to hall, it could be rained on. We will do our best to keep it dry, but proper, watertight packing is advisable.
- 4) Customs often opens shipments so as to perform an inspection of the contents. To prevent damage to the contents, be certain to interpose strong material between the contents and the carton top so as to prevent the contents from being cut by a razor knife when the box is opened. If you pack a cardboard carton, be certain to interpose a housing material of some kind around the contents. This extra step will minimize the possibility of damage at the time of cargo inspection by Customs.
- 5) In case of the wood packaging material, should be used in fumigated material or heat treatment material.

C. Markings

- 1) All packing must be marked and labeled in large, bold, easy-to-read figures. In order to facilitate quick identification and handling, all packages should be marked on no less than two sides (opposite or top and side) as follows:

PVJapan 2011

C/NO. x / y (x being the fraction of the total and y being the total number of cartons)

EXHIBITOR: BOOTH NO: HALL NO:

TYPE OF GOODS : GROUP I , Group II (whichever is applicable)

- 2) Also, aside from the necessary marking indicated above, be certain to mark with THIS SIDE UP, FRAGILE, KEEP DRY, OPEN THIS SIDE ONLY, etc as required.

4. SHIPPING DOCUMENTS

- 1) All documentation to be prepared in English.
- 2) Invoice value should be stated in both your national currency and US dollars. Do not mark "no commercial value". Instead indicate for what purpose the goods are being imported: 1) display, 2) free distribution.
- 3) Duty is based on CIF (Cost of goods, Insurance, Freight) value. If your declared value includes the cost of insurance and freight, be certain to state CIF value on your invoice. Otherwise indicate FOB.
- 4) When description of goods is required for documents, use general terms which are easily understood. Technical terminology should be avoided.
- 5) Consignment-invoice should be consigned to:

Exhibitor' s Name / Booth No. c/o PVJapan 2011, Hall No. Makuhari Messe 2-1, Nakase, Mihama-ku, Chiba-shi 261-0023, Japan
--

- 6) Even if the shipment is consigned to you, be sure to include our contact details.

Nippon Express Co., Ltd. Fine Arts Air Branch Attn : Mr. Morikawa, Mr. Hoshikawa Tel: +81-3-5742-3021 Fax: +81-3-5742-4363
--

5. CONTACT

Contacting Nippon Express

If you have any questions, quotations or require further information regarding shipping to PVJapan 2011, please do not hesitate to contact us directly or any of the branches listed here. When sending your correspondence, please be sure to indicate fair name and your company name, to ensure smooth communication.

Nippon Express Co., Ltd. Fine Arts Air Branch
Tel: +81-3-5742-3021 Fax: +81-3-5742-4363
E-mail: fai-tyo@air.nittsu.co.jp
Contact person: Mr. Morikawa, Mr. Hoshikawa

6.OCEAN / AIR CARGO HANDLING TARIFF

The tariff / charges outlined in this section serve as reference only. The rates outlined here may vary from those of other companies.

The charges outlined in this section include delivery charges to the booth / pick up charges from the booth, attendance fee at the show site. Export ocean / air freight should be made on a request basis. The charges of Packing materials, Cargo disposal / removal, Installation / dismantle, Consumption Tax and other special requirement are excluded.

A.IMPORT

Customs clearance	Per entry	¥11,800
Carnet entry	Per entry	¥7,800
Inspection / Assortment	¥6,500.-/30min	at cost
Duty & Tax		at cost
Terminal charge		at cost
D/O fee /Terminal (Ocean)		at cost
CFS chg. (Ocean)	¥3,980.-/M3 ex Europe	at cost
CFS chg. (Ocean)	¥4,745.-/M3 for Europe	at cost
THC chg / Warehouse chg		at cost
X-ray inspection	inc OLT, Trucking	at cost
Handling charge / AIR	MIN: ¥25,000.-	¥150.- / KG
Handling charge / OCEAN	MIN: ¥54,000.-	¥15,000.- / M3
Empty Box storage fee	MIN: ¥6,000.-	¥4,000.- / M3

B.EXPORT

Customs Entry fee	Per entry	¥5,900.-
ATA Carnet	Entry Per entry	¥4,200.-
AWB fee (Air)		¥210.-
Security, Fuel Surcharge		at cost
FOB charge (Air)	¥50.-/kg	Actual (Min: ¥5,000.-)
FOB charge (Ocean)	¥2,500.-/M3	Actual (Min: ¥15,000.-)
THC (Ocean)		at cost
Vacuum Packing fee		¥16,000/M3
X-ray / Explosive inspection	(in the case of required)	at cost
ASC charge (Air)	¥300.-/AWB	at cost
AMC charge (Air to USA & Europe)	¥500.-/AWB	at cost
CFS charge (Ocean)	¥3,980/M3 ex Europe	at cost
CFS charge (Ocean)	¥4,745/M3 for Europe	at cost
Handling charge / AIR	MIN:¥25,000.-	¥150.- / KG
Handling charge / OCEAN	MIN: ¥54,000.-	¥15,000.- / M3

C. FORKLIFT, CRANE

at cost

7.PAYMENT (important !)

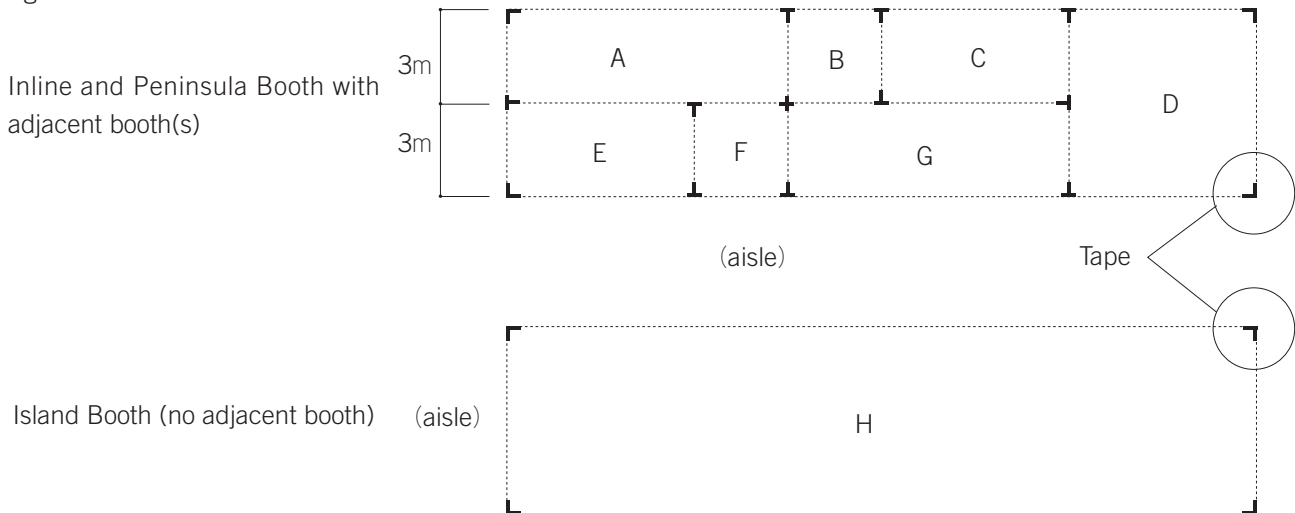
Payment has to be done in the method of either of the following.

- Advanced payment
- Pay by cash in Japanese Yen at the show site (Credit card is not available).
- <NEED A NEGOTIATION> - Bank remittance within 14 days from the issue date of INV

1. Basic Construction

Show Management Office will mark where the corners are for each exhibitor's booth space. Also, the construction for electrical main wiring, water and air plumbing will be undertaken at the same time.

Figure 1



2. Basic Wall Panels

Show Management Office will not provide basic wall panels between neighboring exhibitors. The tape marked area on the floor will indicate each exhibitor's booth space. Exhibitors excluding island booth configurations and rental booth must arrange for the basic wall panels by themselves. Show Management Office can arrange for this service if required.

Please submit the orders through E-mail: pvj2011@murayama.co.jp

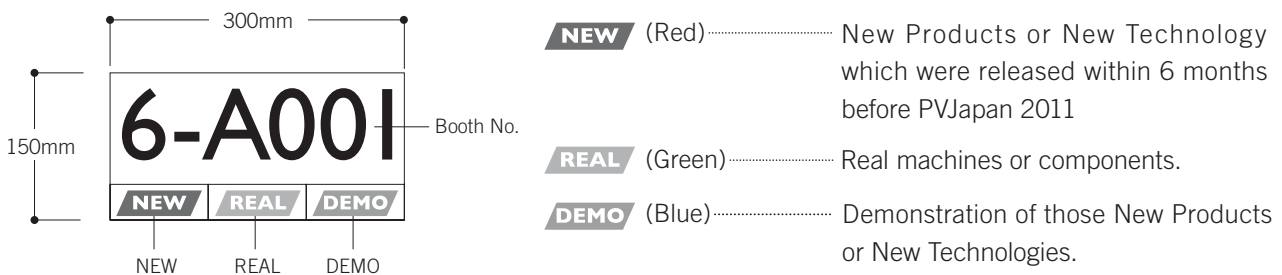
3. Booth Size

The specification of the booth is W3000 mm x D3000 mm. Decoration and display can only be placed within the confines of your booth space

4. Booth Number Board

Show Management Office will prepare and install the Booth Number Board that displays your booth number and directory marks. When you have a neighboring exhibitor, the opposite side of the board will display the neighboring exhibitor's booth number. For island booth, your booth number board will be distributed to you to be displayed on your booth. Please ensure that the booth number is noticeable.

These symbols represents following meaning. If you have those exhibits at your booth, please submit "Booth Navigator Company and Product Information Form" through "My Page".



5. Price of Basic Wall Panel

Octanorm Panel (W2,970mm x H2700mm, white) 30,000 yen / one panel (tax excl.).

Payment (cash) to be made in Japanese Yen during the show or in advance.

Mandatory "My Page" "Decoration Plan Notification Form"

Deadline: October 28 (Fri)

Optional "My Page" "Anchor Bolt Construction Application"

Deadline: October 28 (Fri)

Please submit the booth plans (Floor plan + Elevation plan) via FAX.

Deadline: October 28 (Fri)

1. Exhibitor s Construction Schedule

Saturday, December 3 8:00 - 22:00

Sunday, December 4 8:00 - 22:00

Booth space will be provided by SEMI; however, exhibitors are responsible for designing and constructing their own booths.

Exhibitors may use a booth builder of their own choosing, or use the official booth builder of PVJapan.

PVJapan can provide pre-designed booths for rental as well as booths custom-built to exhibitors requirements. If interested, please submit the Decoration Plan Form through My Page (On-line Order Form – deadline: Oct. 28). If you choose raw space option, please be sure to follow the Rules and Regulations in the following section.

2.Regulations**■Height Limitation**

a) Exhibitors contracting for less than 7 booth units: Height of all building materials is limited to 3.6m. However, within 1m from neighboring exhibitors and all aisles (set back area), the height must not exceed 2.7m, as Fig.1 / Fig.3.

b) More than 8 booth units (Island Booth) & Booth located in the last row at the rear of the hall: Height of all building materials are limited to 5m. However, within 1m from all aisles (set back area), the height must not exceed 2.7m, as Fig.2 / Fig.4.

* Building Materials include all decorations, e.g., audio speakers, signs, advertising displays, advertising balloons, light fixtures, etc.

* In case that your exhibit product exceeds the height limit, please consult with MURAYAMA Inc. in advance.

* Exception to the above rule: Booths located in the last row at the rear of the hall are not required to maintain the 1m set back from the aisles along the wall of the exhibition hall.

Fig. 1
< Floor Plan >

▨ Area of maximum height of 3.6m
□ Area of maximum height of 2.7m

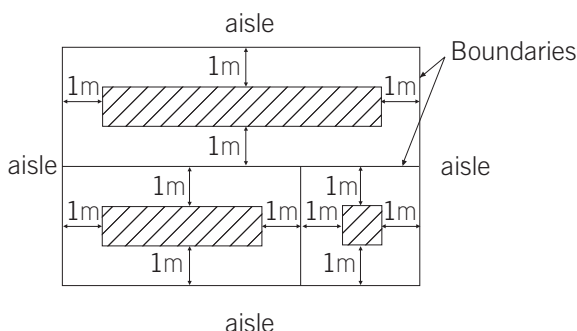


Fig. 2
< Floor Plan >

■ Area of maximum height of 5m
□ Area of maximum height of 2.7m

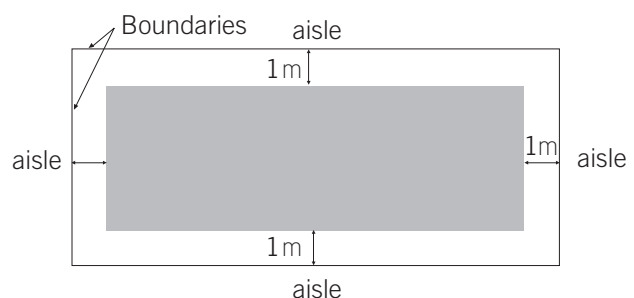


Fig.3 (Elevation, less than 7 booths)

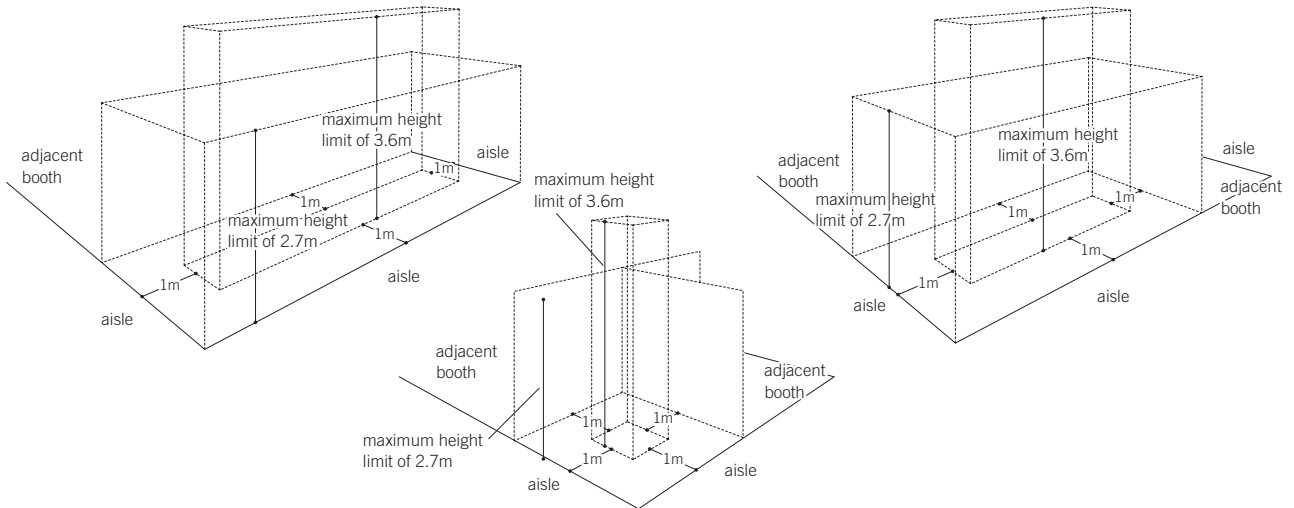
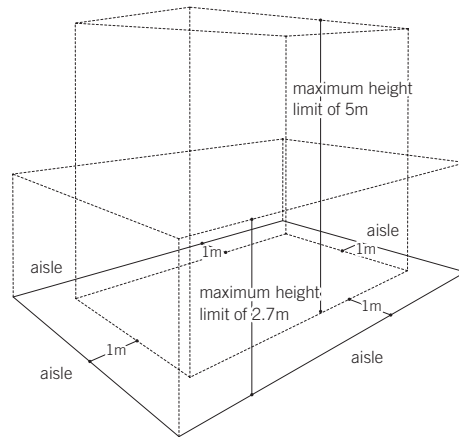
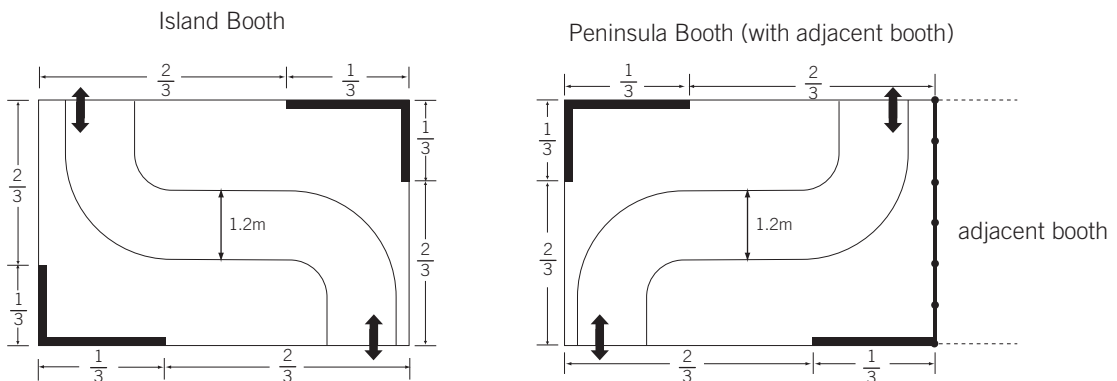


Fig.4 (Elevation, more than 8 booths-Island Booth & Booths located in the last row at the rear of the hall)



Emergency exits within the booth

- a) The aisles in the booth must meet 1.2 meters or wider.
- b) Fire prevention policy, there must be at least two exits in different directions provided for emergency purposes enabling visitor to evacuate from any part of the booth, when the exhibitor's floor space is more than 6 booths on all sides.
- c) Securing Evacuation Route
 Exhibitors may put up a wall or a structure within 1m from any aisle, but the total length of the wall or structure shall be within one third of the length of the side of the booth, facing the aisle and also must be lower than 2.7m. The rest (2/3) of wall or a structure must be lower than 1.2m.
 Booths consisting of 6 or more booths must have more than 2 exit routes within the booth to provide a safe evacuation route in case of an emergency.



■ Prohibition of Usage of Space beyond Booth Boundaries

Displays, decorations, demonstrations, etc. can only be done within the confines of your booth space.

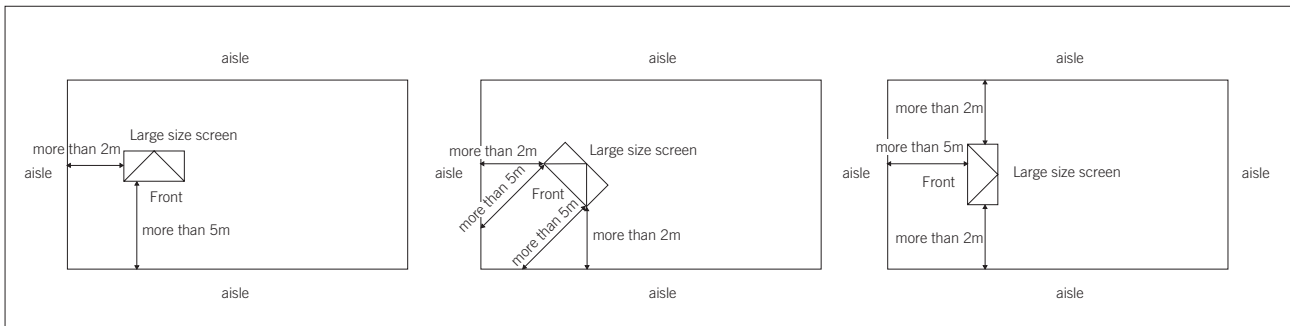
1. Exhibitors are responsible for controlling crowds around their booths that may block aisles. If a stage is set up in a booth, the exhibitor must ensure that the booth layout is made to hold all visitors within the boundaries of the booth.
2. Soliciting visitors into booths and / or conducting surveys from the aisles is strictly prohibited.
3. Directly shining lights onto public aisles, walls of the hall, hall ceilings, etc., are strictly prohibited, and changes may be imposed to ensure that all booths conform to regulations. Failure to conform may result in the withdrawal of exhibiting privileges.

■ Primary Exhibitor Identification

Company name boards / signs placed within 1m from any aisle must be that of the primary exhibitor. When placed more than 1m from any aisle, there is no limitations to placing signs such as a co-exhibitor's name or product name.

■ Large Size Screen

In case an exhibitor who uses a large size visual screen, 100 inches or larger, the front of the screen must be at least 5m from the aisle and both sides must be more than 2m away from any aisle. If these conditions are not met, the large screen may not be used. Even if the screen is less than 100 inches, please ensure there is sufficient space within the booth boundary to hold an audience so as not to block the aisles and affect the visitor flow.



■ Sound Volume

When microphones and AV equipment are used for demonstration purposes, the sound level will be measured 2m away from the booth boundary and must be under "70 decibels". If there is a complaint from neighboring exhibitors, the sound level will need to be lowered to establish a comfortable environment.

■ Lighting Equipment

Equipment that may cause vision problems, such as lasers, strobe and flashing lights, are not allowed.

■ Others

The use of smoke machines for demonstrations or exhibits producing objectionable odors are not allowed. Show Management Office will intervene for any decorations, effects or demonstrations that may cause disruption to other exhibitors or obstruct the traffic flow. A change or stoppage of the decoration, effect or demonstration before or during the show will be requested.

■Presentation of Decoration Plan

All exhibitors who purchase raw space must submit their booth drawing (both top and elevated view booth drawings) to MURAYAMA Inc., the official decorator at the address below by October 28 (Fri). This is to verify custom built booths comply with Show Management Office and facility's rules and regulations. If the drawing violates any of the Rules and Regulations, the official decorator will notify you for revision to your designs / plans. After the show is open, remodeling or alternations to the exhibits and booth decoration are, in principle, not allowed.

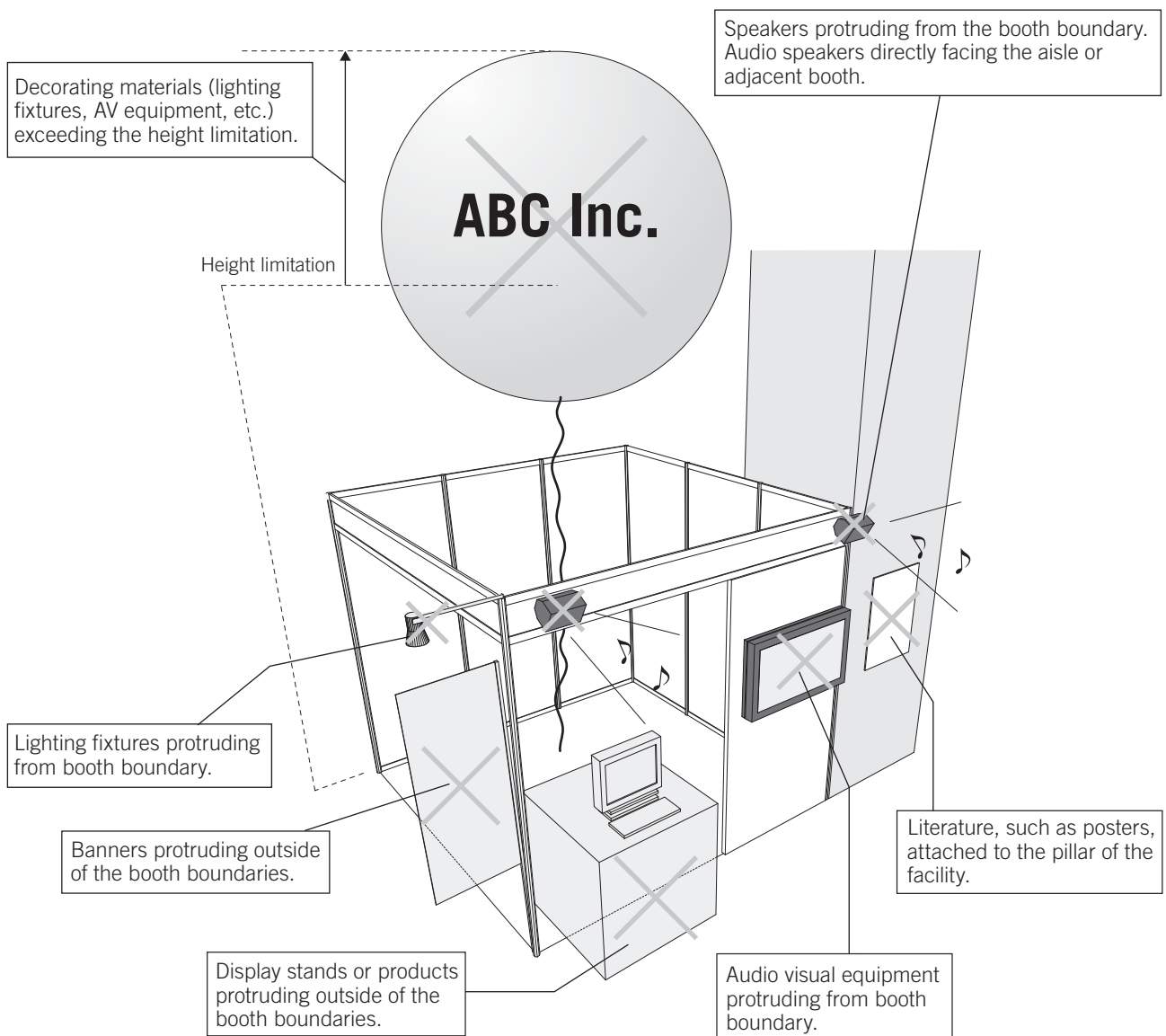
Please submit your booth drawing to:

MURAYAMA Inc.

Tel: 81-3-3813-4103 Fax: 81-3-3813-4090 E-mail:pvj2011@murayama.co.jp

Example of Violations of the construction rules.

Staffs of the Show Management Office will check whether exhibitors' booth meets the construction rules such as height limits, wall construction and achieve compliance in case of violation during move in period. The Show Management Office may mandate the structure changed to meet the rules and regulations.



*Exhibitors using visual equipment are responsible for controlling crowds around their booths that may block aisles.

3. Other Decorating and Construction Regulations

■ Precautions on Plumbing

Please note that, Water / Drainage and Air Compressor Pipes may be laid behind booths or aisles.

■ Usage of Anchor Bolts

If you need to use anchor bolts for the installation or effective presentation of your exhibits, please submit the Form "Anchor Bolt Construction Form" and a working drawing (showing the numbers and locations of anchor bolts to be placed) to MURAYAMA Inc. by October 28 (Fri).

Please note that you will be charged ¥1,500 (tax excluded) per bolt for restoration of the floor condition.

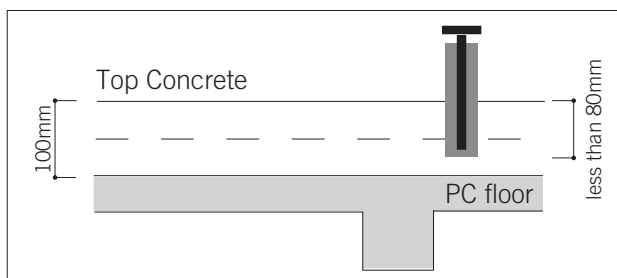
*If you reduce the number of anchor bolts to be used after submitting the form, you must inform MURAYAMA Inc. of this change before the last day of the stand construction period or you will be charged for the applied number of bolts.

a) Precautions about the Use of Anchor Bolts

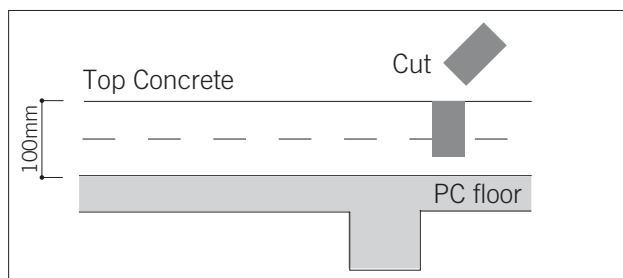
- The length of the anchor bolts to be used must be 80mm or less, the diameter 12mm or less. See the following for details.
- You are not allowed to use any anchor bolts on or around a pit cover.
- If there are any anchor bolts which protrude from the floor surface, you must cut off the protruding parts with a sander after the exhibition.

"Hole-in" anchor bolt

(Diameter : 12mm or less, Length : 80mm or shorter)



The original condition of the floor must be restored.



b) Prohibited Actions

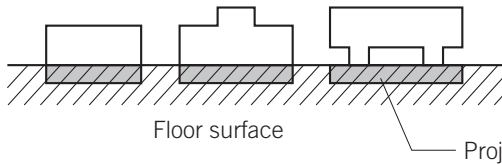
- The use of any nails or rivets other than anchor bolts on the floor.
 - Applying coating or paint directly on the floor surface.
 - Sticking something (such as carpet) on the floor using adhesive glue.
- *No work affecting the structure of the venue other than anchor bolts is allowed. If your construction / decoration work causes any damage to the structure of the venue, MURAYAMA Inc. will claim indemnity.

■ Floor Load Restrictions

Owing to building structure, restrictions apply to heavy displays. Exhibitors who plan to display heavy objects more than 3t. are asked to consult MURAYAMA Inc. while carefully noting set-up and protection procedure based on the following:

- Exhibition hall floor surface : Concrete finish / Maximum load : 5t/m²(Hall 9) 3t/m²(Hall 10 - 11)
- Display weight limit

Exhibitors may not set up exhibits when the value, obtained by dividing the weight of one object by the area of the project plane figure, exceeds 5t/m²



Note :

Even if the weight is under the limit, protection may be necessary in certain cases.

· Restrictions when setting up exhibits.

a) Rafter cranes exceeding 45-tons must not be used.

b) The following protection will apply according to crane size.

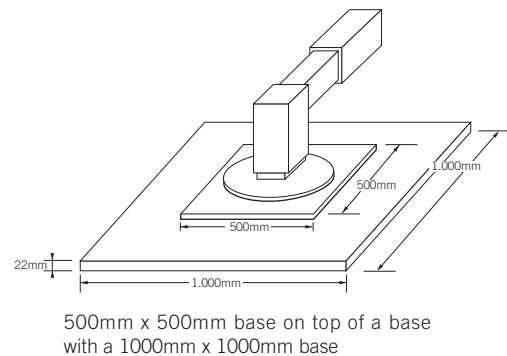
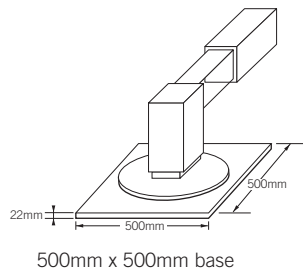
Crane	Protection method
Rafter 35-ton or lighter	500mm x 500mm base
Rafter 45-ton or lighter	500mm x 500mm base lapped on a 1000mm x 1000mm base

c) Never place outrigger bases on a pit cover. Vehicles such as trucks, trailers and cranes must not stop with their tires on a pit cover. Care should be taken so that pit covers and fittings are not damaged.

● 35-ton or lighter rafter

● 45-ton or lighter rafter

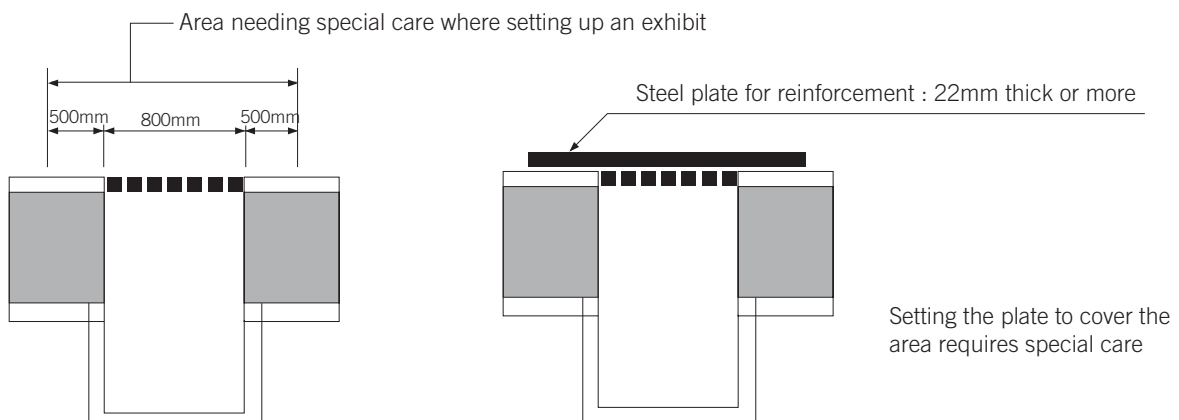
Protection according to the outrigger base size.



Restrictions on and near pits

a) Placing an exhibit on a pit and its surrounding area (within 500mm from its edges) in a way that it supports the entire weight of an exhibit, or to receive loads of more than 2t/m² is forbidden.

b) If an exhibit or the like weighs 2t. or more as a single body must be placed on a pit and its surrounding area, the following reinforcement work must be done.



■ Booth Ceiling Regulations

Any ceiling structure in a booth is generally prohibited. However if ceiling structure is required to manage the presentation for the exhibit, nonflammable treated black cloth may be used. In such cases exhibitors must submit both top and elevated view booth drawings and a document stating the purpose of usage, used material and the removal method in case of emergency to Makuhari Messe. The same or revised drawing together with the results after consulting with Makuhari Messe must be submitted "Decoration Plan Form" to MURAYAMA Inc. The deadline is October 28.

■ Two-storey Booth

A two storey booth is a multi floor structure with a height of more than 2.1m. However, if the floor height is less than 2.1m and there is a walk through, displays or rooms below, the structure will be considered as a two-storey booth. The design or erection of a two-storey booth must meet following conditions:

1. Island style exhibitors that are 15 booths or more booths are allowed to build two-storey booth.
2. The total area of the upper floor, including the stairs and /or slopes, must be less than 99sqm.
3. The total height of the whole structure, including handrails, must be less than 5m from the exhibition floor. The height of lower floor must be 2.1m - 2.4m.
4. The height of handrails must be at least 1.2m.
5. Ceiling must not be constructed at the upper floor.
6. Upper floor structure must be at least 3m from aisle boundaries.
7. When constructing a two-storey booth, please be cautious on welding and please consult with Makuhari Messe on the maximum floor weight. Also, please carefully follow Makuhari Messe's direction regarding the use of nonflammable materials and the installation of the types of fire detectors.
8. Exhibitors must control the congestion on the upper floor to an optimum level. When the public is allowed on the upper level, a two-way emergency exit must exist with stair width of more than 2.4m. For practical traffic flow, please ensure that it is less than 1.5 people for every 1sq.m. of space. Also please allocate a person(s) to be in charge of evacuation, congestion and traffic flow.
9. In addition to the above conditions, please follow the directions and measures provided by the chief of the fire department.
10. Fire alarm system and firefighting equipment must be installed. Fire extinguishers must be located on the second floor. At least one fire alarm must be attached to the ceiling of the first floor. Due to the fireproof regulations of Fire Defense Agency, materials such as display mountings, draperies, drop curtains, display plywood, fiberboard, fiber blinds, blackout curtains, carpeting or other flammable materials must be fireproof.

Consultation on Ceiling Structure, Two-storey Booth.

Makuhari Messe, Convention Affairs Dept.

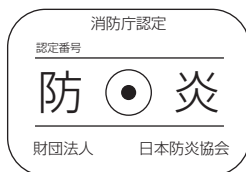
Ms. Takeda, Mr. Fujiwara

Tel: 81-43-296-0602 Fax: 81-43-296-0529

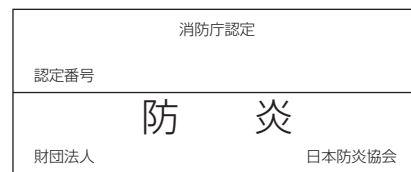
■Fireproofing of Decorations (These rules must be strictly observed)

- Flame resistant treatment must be applied to all panels used in the venue, including plywood, printed plywood, etc.
- When using flammable articles such as exhibits, flags, cloth, carpet, etc., be sure they are fire-resistant processed by the manufacturer. Fire-resistant treatment using spray is NOT acceptable. Flame-resistant plywood veneered with a thin layer of cloth or paper is regarded as fire-resistant, but pasted or tacked with thick cloth or paper with pleats, it is no longer classified as fire-resistant and needs separate treatment.
- Demonstrating on a carpet any device that emits sparks is forbidden.
- The use of products made from petroleum such as styrene foam, urethane and flammable chemical fiber whose fire-resistant liquid has not been absorbed is prohibited. However, those holding an oxygen index exceeding the standard and designated as noncombustible may be used in certain cases.
For details, contact the MURAYAMA Inc. no later than October 28 (Fri), 2011.
- The use of open flames, smoke or smoke machines, or neon tubes for decorative purposes are forbidden.
- Fire-resistant indications must be attached to each applicable item. Only those approved by the head of the Fire Defense Agency and issued by the Japan Fire Prevention Association can be used for this purpose.
- During the construction period as well as the show, Fire Department inspections will be conducted. We ask that all exhibitors and their contractors cooperate in promoting fire prevention, as exhibitors using items that are flame-resistant but without the flame-resistant indication may be ordered to be removed.

Sample flame resistant labels below



Fireproofed carpet
 Length : 30mm / Width : 40mm
 Coloring : White
 Characters (Flame Resistant) in red
 Other characters and horizontal line in black



Flame resistant plywood, curtains, cloth
 Length : 25mm / Width : 60mm
 Coloring : White ground
 Characters (Flame Resistant) in red
 Other characters and horizontal line in black

Optional "My Page" "Hazardous Exhibits Notification Form"

Deadline:October 28 (Fri)

Please submit the booth plans (floor plan + elevation plan) via FAX.

Deadline:October 28 (Fri)

- ◎The use of open flames and bringing dangerous objects in the venue is prohibited. Smoking in booths is prohibited.Exhibitors and visitors wishing to do so only at places designated.
- ◎In the event the use of open flames or hazardous materials is absolutely necessary, permission must be secured in advance from the jurisdictional fire station. To obtain this, exhibitors are asked to submit the "Hazardous Exhibits Notification Form" and consult MURAYAMA Inc. with 3 copies of the construction floor and elevation plans (showing the positions of applicable objects, fire extinguishers, etc.), as well as 3 copies of the exhibit catalogue no later than October 28 (Fri).
If bringing in dangerous materials is approved, a fire extinguisher must be installed and possibly additional fire prevention equipment according to the application.
- ◎Matters requiring attention
 - (1)Dangerous object include spray cans, ink oil, vegetable oil, paint or / and thinner.
 - (2)Please note that there may be cases when exhibits or demonstrations cannot be accepted according to the content of application.
 - (3)Be sure to submit necessary documents by the deadline, as late or additional applications will not be accepted.

Hazardous Materials

Gasoline, lacquer, thinner, kerosene, light oil,
heavy oil, lubricating oil, diesel oil, gear oil,
vegetable oil, animal fat, etc.

flammable liquid and high-pressure gas such as compressed oxygen, hydrogen,
acetylene and carbon dioxide, etc.

Package Booth

Contact

MURAYAMA Inc.
TEL:81-3-3813-4103 FAX:81-3-3813-4090
E-mail:pj2011@murayama.co.jp

Optional “My Page” “Package Booth Application”

October 28 (Fri)

Optional “My Page” “Optional Items for Package Booth Application”

October 28 (Fri)

Package Booths are available for the convenience of the exhibitors.

If you need a package booth for more than 3 booth units, please contact MURAYAMA Inc.

Basic Plan

1 booth unit.....¥110,000 (tax excluded)

Header

Wall panels (back and side)

Carpet (Color Selectable:red,orange,blue,gray,black)

Booth No. board ×1

Company name board ×1

Reception counter ×1

Pipe chair ×1

2 FL lamps(40W)

Outlet (500W / 100V)

Electrical main wiring & power supply charge (1kW / 100V)




Image for Basic Plan 1booth units

2 booth units.....¥210,000 (tax excluded)

Header

Wall panels (back and side)

Carpet (Color Selectable:red,orange,blue,gray,black)

Booth No. board ×1

Company name board ×1

Reception counter ×1

Pipe chair ×1

4 FL lamps(40W)

2 outlets (500W / 100V each)

Electrical main wiring & power supply charge (2kW / 100V)

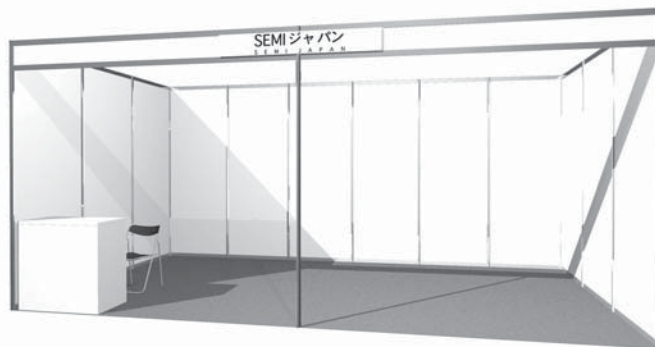


Image for Basic Plan 2booth units

Premium Plan

1 booth unit.....¥180,000 (tax excluded)

Wall panels (back and side)

Color side panels

(selectable:yellow,red,green,skyblue,blue,navyblue,gray,black)

Carpet (Color Selectable:red,orange,blue,gray,black)

Booth No. board ×1

Illuminated Company name board ×1

Reception counter ×1

Pipe chair ×1

2 FL lamps(40W)

Outlet (500W / 100V) ×1

Electrical main wiring & power supply charge (1kW / 100V)




Image for Basic Plan 1booth units

2 booth units.....¥350,000 (tax excluded)

Wall panels (back and side)

Color side panels

(selectable:yellow,red,green,
skyblue,blue,navyblue,gray,black)

Carpet (Color Selectable:red,orange,blue,gray,black)

Booth No. board ×1

Illuminated Company name board ×1

Reception counter ×1

Pipe chair ×1

4 FL lamps(40W)

2 outlets (500W / 100V each)

Electrical main wiring & power supply charge (2kW / 100V)

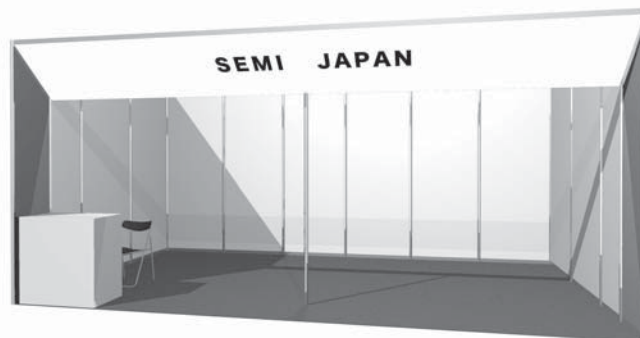


Image for Basic Plan 2booth units

If you want to have optional parts for package booth,
Please contact MURAYAMA Inc.
TEL:81-3-3813-4103 FAX:81-3-3813-4090
E-mail:pvj2011@murayama.co.jp
Attn:Ms. Ushijima

Rental Furniture

Contact

HIRATSUKA LEASE Co., Ltd.
TEL:81-3-3522-0151 FAX:81-3-3522-0155
E-mail:info@hiratsuka-lease.co.jp**Optional** "My Page" "Rental Furniture Application"

Deadline: November 4 (Fri)

Rental furniture should be applied by submitting the order form with reference to a catalog.

More furniture not listed is also available. Please feel free to contact HIRATSUKA LEASE Co., Ltd.

Rental PC

Contact

KISSEI COMTEC Co., Ltd.
TEL:81-3-5843-0334 FAX:81-3-5979-6335
E-mail:pj japan2011@network.kcrent.jp**Optional** "My Page" "Rental PC Application"

Deadline: November 18 (Fri)

1. Conditions

Rental period: December 4 (Sun.) – December 7 (Wed.).

Delivery: December 4 (Sun.) 10:00 - 12:00

Move out: December 7 (Wed.) 17:00 - 19:00

■ Package Plan (PC rental with popular software installation and Windows Update)

● Presentation Plan

No.	Items	Price	OS
P1	Toshiba dynabook TECRA M10 (English)	¥8,500	Vista-Business or WinXP(SP2)
P2	DELL OptiPlex 980SFF(English) ※Display is not included.	¥8,500	Windows7 or WinXP(SP3)

Microsoft Office Standard Edition is installed. Presentation tool, "PowerPoint" is available. Please choose from 2000, XP, 2003, 2007 and 2010.

● Internet connection Plan

No.	Items	Price	OS
P3	Toshiba dynabook TECRA M10 (English)	¥8,500	Vista Business or WinXP(SP3)
P4	DELL OptiPlex 980SFF(English) ※Display is not included.	¥8,500	Windows7 or WinXP(SP3)

Norton AntiVirus and the latest version of the Windows update software are installed for the security countermeasure.

● All in One Plan

No.	Items	Price	OS
P3	Toshiba dynabook TECRA M10 (English)	¥12,000	Vista Business or WinXP(SP3)
P4	DELL OptiPlex 980SFF(English) ※Display is not included.	¥12,000	Windows7 or WinXP(SP3)

Microsoft Office Standard Edition, Norton AntiVirus and the latest version of the Windows update software are installed. Please choose from 2000, XP, 2003, 2007 and 2010.

■Laptop PC

No.	Items	Price	RAM	CPU	VRAM	Drive	OS
1	DELL Latitude E6510 (English) (1600×900)	¥9,000	4096	Corei7 2.66G	on-board	DVDSuperMulti	Windows7 Pro or WinXP(SP3)
2	DELL Latitude D520 (1024×768)	¥5,000	2048	Core2Duo 2G	on-board	DVD±RW	Vista Business or WinXP(SP2)
3	Lenovo ThinkPad T510 4314-3VJ (1600×900)	¥8,500	2048	Corei5 2.40G	on-board	DVDSuperMulti	Windows7 Pro or WinXP(SP3)
4	Lenovo ThinkPad T410 2518-DAJ (1440×900)	¥8,000	2048	Corei5 2.40G	on-board	DVDSuperMulti	Windows7 Pro or WinXP(SP3)
5	Lenovo ThinkPad T61 7662-B2I (1440×900)	¥7,000	1024	Core2Duo 2.2G	Quadro NVS 140M	DVDSuperMulti	Vista Business or WinXP(SP2)
6	Toshiba dynabook Satellite K45 (1366×768)	¥6,500	2048	Core i7 2.66G	on-board	DVDSuperMulti	Windows7 Pro or WinXP(SP3)
7	Toshiba dynabook Satellite K33 (1280×800)	¥6,000	2048	Core2Duo 2.8G	on-board	DVDSuperMulti	Windows7 Pro or WinXP(SP3)
8	Toshiba dynabook TECRA M10 (English) (1280×800)	¥6,000	3072	Core2Duo 2.4G	on-board	CD+DVD	Vista Business or WinXP(SP2)
9	Toshiba dynabook Satellite K30 226E/W (1280×800)	¥5,000	1024	Core2Duo 2.26G	on-board	DVDSuperMulti	Vista Business or WinXP(SP2)
10	Apple MacBook Pro MC026J/A (1440×900)	¥9,500	4096	Core2Duo 2.26G	NVIDIA GeForce 9600M GT	DVDSuperMulti	OS X (10.5.6)
11	Expansion Memory 1024MB	¥500					
12	Expansion Memory 2048MB	¥700					
13	Security cable	¥400					

■Desktop PC

No.	Items	Price	RAM	CPU	VRAM	Drive	OS
14	HP dx7500 SF/CT	¥5,000	4096	Core2Duo 3.33G	on-board	DVDSuperMulti	Windows7 Pro or WinXP(SP3)
15	HP dc7800 MT GV808PA#ABJ	¥5,000	1024	Core2Duo 3G	RADEON X1600XT 256MB	DVDSuperMulti	WinXP (SP2)
16	DELL Optiplex 980SFF	¥6,000	4096	Corei7-860 2.8G	RadeonHD 3450 256MB	DVDSuperMulti	Windows7 Pro or WinXP(SP3)
17	DELL OptiPlex 980SFF(English)	¥6,000	4096	Corei7-860 2.8G	RadeonHD 3450 256MB	DVDSuperMulti	Windows7 Pro or WinXP(SP3)
18	DELL OptiPlex 780SFF	¥5,000	4096	Core2Duo 3.33G	on-board	DVDSuperMulti	Windows7 Pro or WinXP(SP3)
19	Apple MacPro MA356J/A	¥23,000	8GB	DCXeon 2.66G	Nvidia GeForce 7300GT	Super Drive	OS X (10.4) or OS X (10.5)
20	Expansion Memory 1024MB	¥500					
21	Expansion Memory 2048MB	¥700					

■Useware

No.	Items	Price	Reference
22	Windows Update	¥2,000	Important update only
23	Network wiring work, setting up ect.	Ask	Network construction work in your booth
24	Establishment, setting-up etc.	Ask	
25	Installation fee for store sale and free application software	¥2,000~	

■Software Rental

No.	Items	Price	Reference
26	MS Office2010/2007/2003/XP/2000 Professional Plus	¥2,500	Japanese/English (for Windows only) 、 installation fee is Necessary
27	MS Office2010/2007/2003/XP/2000 Standard	¥2,000	Japanese/English (for Windows only) 、 installation fee is Necessary
28	Canon IT Solutions Nod32 AntiVirus	Free	Japanese/English (for Windows only) 、 installation fee is Necessary
29	Symantec EndpointProtection	¥500	Japanese/English (for Windows 、 MacOS) 、 installation fee is Necessary
30	Software installation fee per unit	¥2,000	Necessary

■LCD Monitor

No.	Items	Price	Reference
31	24"TFT Mitsubishi MDT241WG and others	¥10,000	WideUXGA 24" (1920×1200)
32	23.6"TFT Samsung 2494HS and others	¥3,500	FHD23.6"(1920×1080)
33	20"TFT Samsung 204B others	¥3,200	UXGA 20"(1600×1200)
34	19"TFT NEC Mitsubishi 195V and others	¥2,200	SXGA 19"(1280×1024)
35	17"TFT SHARP、Samsung	¥1,600	SXGA 17"(1280×1024)
36	15"TFT SHARP LLT15G3 and others	¥1,500	XGA 15"(1024×768)
37	Wall mount bracket (For 15"~24"、VESA standard)	¥1,300	Removing fee ¥2,000 is required in case you don't need the stand.

■Digital Signage

No.	Items	Price	Reference
38	32"TFT Samsung HK32V001	¥18,000	WXGA60 32"(1366×768)
39	Wall mount bracket LW-37 (For 32"、VESA standard)	¥3,700	Removing fee ¥2,000 is required in case you don't need the stand.

■ iPad

No.	Items	Price	Reference
40	Apple iPad MB293J/A Wifi 32GB	¥4,500	Wi-Fi model

■ Mobile broadband

No.	Items	Price	Reference
41	Emobile D02HW USB Modem	¥6,000	for Windows XP、Vista、7、MacOS10.4~10.6
42	WiMAX MW-U2510/DM	¥6,000	for Windows XP、Vista、7、MacOS10.4~10.6
43	PocketWifi D25HW	¥7,500	for Windows XP、Vista、7、MacOS10.4~10.6

■ Printer

No.	Items	Price	Reference
44	(Inkjet) CANON PIXUS IP90	¥6,200	A4 ※ink included
45	(Inkjet) EPSON PM-G4500	¥10,500	A3 ※ink included
46	(Black&White Laser) CANON Satera LBP3000	¥9,800	A4 ※toners included
47	(Black&White Laser) CANON Satera LBP3970	¥26,000	A3 (network capable) ※toners included
48	(Color Laser) CANON LBP5400 ※ ¹	¥23,000	A4 (network capable)
49	(Color Laser) CANON LBP5700 or 5910 ※ ¹	¥110,000	A3 (network capable) ※installation & dismantlement work fee included

※¹ No additional fee up to 500 prints. More than 501prints, ¥24 per print is added.

■ Network equipment

No.	Items	Price	Reference
50	(HUB) Melco LSW-GT-8NSR	¥700	10/100/1000M 8 port Switching HUB
51	(HUB) Melco LSW10/100-8H	¥600	10/100M 8 port Switching HUB
52	(router) NTT-ME MN8300	¥1,800	ADSL/FTTH/CATV broadband router

Above prices do not include tax.

Delivery and pick up fee, pack and unpack fee and setting-up fee are not included to the prices.

Delivery and pick up on different date and time is also available with an extra fee.

The list above shows only a part of our stock. Please ask us if you need other items which are not in the list.

Mandatory "My Page" "Electrical Service Application"

Deadline: October 28 (Fri)

Please submit a booth drawing Please submit a booth drawing

Deadline: October 28 (Fri)

1. Wiring by SEMI Japan

Suzuki Denki will run the main wires and install the main breaker. The breaker will be connected in each area according to voltage on either left or right side of the back panel. If another location is required, please note the specifics on the My Page (On-line Order Form). A ground line will be connected to 200V lines. Depending on the location, some of the main wiring trucking may be in the exhibitors booth.

* 200V installation requires grounding work. Those who need grounding with 100V, please inform Suzuki Denki through "My Page" (On-line Order Form).

2. Wiring by exhibitors

Exhibitors must complete all wiring work by 12:00 hrs on December 4 (Sun.).

IMPORTANT:

- * Use condenser-attached fluorescent lights, and high-pressure mercury vapor lamps.
- * Neon lamps are prohibited.
- * The installation of breakers for prevention of electrical leakage is required on the main switch located in your booth.
- * Incandescent light bulbs, resistors and other heat emanating equipment must be placed away from flammable materials.
- * Suzuki Denki is not responsible for voltage fluctuation or power failure due to temporary conditions.
- * A surge protector should be installed for your protection.
- * Maximum wattage of a circuit of 100V for lighting equipment and outlets is 1,500W.

If wattage exceeds 1,500W, additional wiring on distribution panel is required in order to make another circuit. (Cost of additional wiring on the distribution panel: ¥5,000 (tax excluded) /circuit)

3. Supply schedule

Sunday, December 4	8:00 - 20:00
Monday, December 5	8:00 - 18:00
Tuesday, December 6	8:00 - 18:00
Wednesday, December 7	8:00 - 17:15

4. Power

100V single phase, 50Hz,
200V single phase, 50Hz,
200V three phase, 50Hz

NOTE: Voltages and / or frequency other than the above-mentioned are not available.

5.Charge (Japanese Yen, tax excluded.)

Extra charge will be added depending on the services.

	Wiring charge	Power supply charge	Total
Less than 1kw	¥8,000	¥2,500	¥10,500
1.1-2.0	¥16,000	¥5,000	¥21,000
2.1-3.0	¥24,000	¥7,500	¥31,500
3.1-4.0	¥32,000	¥10,000	¥42,000
4.1-5.0	¥40,000	¥12,500	¥52,500
5.1-6.0	¥48,000	¥15,000	¥63,000
6.1-7.0	¥56,000	¥17,500	¥73,500
7.1-8.0	¥64,000	¥20,000	¥84,000
8.1-9.0	¥72,000	¥22,500	¥94,500
9.1-10.0	¥80,000	¥25,000	¥105,000

6.Early Supply or 24-hour Supply

If early or 24-hour electric supply is necessary, please note this in the Application. This service is subject to change due to the condition and this may require additional charges. The above fees are subject to change.

1. Conditions

- Water supply: 1/2inch (13mm), 3/4inch (20mm), 1inch (25mm) PT female thread
- Water drain: 1 1/2inch (40mm), 2inch (50mm) Drain Pipe
- Water temperature must be 0-40°C, and you are not allowed to drain solid materials, oil chemicals, ink and hot water over 41°C
- Water pressure: about 2.0 - 4.0 Kg/cm²
- The pressure adjustment may not be set. Please install the regulator if necessary.
- Lease (Faucet, Valve, Sink, Tub and faucet)
- Each exhibitor will have one outlet.
- Exhibitors may install their own plumbing within their booth, and it must be completed by 12:00 December 4.
- Neither plumbing contractor nor SEMI is responsible for moisture, oil or water in air lines, or loss of flow or drop in pressure in line to equipment.

2. Charge

- (1) Construction from main pipeline to first outlet at rear of the booth: ¥73,000 (tax and water rates are not included).
 (2) For construction from first outlet at the rear of the booth to the equipment or other specified outlet, please request the rate from the following official agent.

(3) Water rate: Please contact the following official agent directly

Yamazaki Kogyo Co., Ltd.

Sunrise Umesato 1F, 2-11-16, Umesato, Suginami-ku, Tokyo 166-0011 Japan

Tel: 81-3-5305-5091 Fax: 81-3-5305-5092

Mr. Daisuke. Ishizuka

3. Supply schedule

Sunday, December 4	10:00 - 20:00
Monday, December 5	9:00 - 17:30
Tuesday, December 6	9:00 - 17:30
Wednesday, December 7	9:00 - 17:15 (Supply stop is scheduled for 17:15)

4. Early Supply

Specify on the "Plumbing Order Form". This service is subject to change due to the condition.

Please let us know in advance if you have this request.

5. 24-hour supply

Specify on the "Plumbing Order Form". This service is subject to change due to the condition. Please let us know in advance if you have this request.

6. Payment

Yamazaki Kogyo visits your booth for collecting a bill during the exhibition period. Cash (Japanese Yen ONLY) or credit cards (VISA, Master and American Express) are available.

7. Cancellations

Cancellations received after November 30, will have a 100% cancellation charge.

1. Conditions

- Air pipe: 1/2inch (13mm), 3/4inch (20mm), 1inch (25mm), 1 1/4inch (32mm) PT female thread.
- Air flow: 300 liter/min.
- Air pressure: approx 0.5 - 0.65 Mpa. The pressure adjustment may not be set. Please install the regulator if necessary.
- Air flow more than 300 liter/min is available at an extra charge of ¥5,000 (tax excluded) per 100-liter/min.
- Each exhibitor will have one outlet.
- Exhibitors may install their own plumbing within their booth, and it must be complete by 12:00 December 4. The compressor is required to be placed inside the booth.
- Neither plumbing contractor nor SEMI is responsible for moisture, oil or water in air lines, or loss of flow or drop in pressure in line to equipment. Exhibitor should supply own filters, driers, or other equipment at your own account.

2. Charge

- (1) Construction from main air to first outlet at rear of the booth: ¥78,000 (Dryer included, tax excluded).
 (2) For construction from first outlet at the rear of the booth to the equipment or other specified outlet, please request for the rate from the following official agent.

Yamazaki Kogyo Co., Ltd.

Sunrise Umesato 1F, 2-11-16, Umesato, Suginami-ku, Tokyo 166-0011 Japan

Tel: 81-3-5305-5091 Fax: 81-3-5305-5092

Mr. Daisuke. Ishizuka

3. Supply schedule

Sunday, December 4	10:00 - 20:00
Monday, December 5	9:00 - 17:30
Tuesday, December 6	9:00 - 17:30
Wednesday, December 7	9:00 - 17:15 (Supply stop is scheduled for 17:15)

4. Early Supply

Specify the "Compressed Air Order Form". This service is subject to change due to the condition and there will be extra charges. Please let us know in advance if you have this request.

5. 24-hour supply

Specify the "Compressed Air Order Form". It is impossible to supply air for 24-hour without a compressor in your booth. If you require 24-hour compressed air supply, please place an air compressor in your booth and arrange it with the service provider. This service is subject to change due to the condition and there will be extra charges. Please let us know in advance if you have this request.

6. Overtime Supply

¥5,000 (tax excluded) / hour (18:00 - 20:00) ¥7,000 (tax excluded) / hour (20:00 - 22:00)

* It is not available after 22:00.

7. Payment

Yamazaki Kogyo Co., Ltd., visits your booth for collecting a bill during the exhibition period. Cash (Japanese Yen ONLY) or credit cards (VISA, Master and American Express) are available.

8. Cancellations

Cancellations received after November 30, will have a cancellation charge 100%.

Optional "My Page" "Internet Service / Telephone Line / ISDN Line Order Form" Deadline: November 4 (Fri.)

1. Conditions

The period of using: From 14:00 on Sunday, December 4 to 17:00 on Wednesday, December 7.

Payment: Bill will be sent from Kissei Comtec Co., Ltd., please pay the fee by the appointed day.

Optical Fiber Line ¥88,000 (tax excluded)

1. Because of "Best Effort" style service we can not guarantee a circuit speed.
2. This service includes the internet service provider, ONU, broadband router. LAN wiring within the booth, connecting to other equipment are not included.
3. Private IP address is automatically given from a broadband router.
4. If you need global IP address, please order optional service separately.
5. The provider implements OP25B (Outbound Port 25 Blocking) as an anti-SPAM measure;
Therefore, Port No.25 cannot be used for E-mail transmission. To send E-mail, please use Port No.587 or VPN.
For questions regarding this matter, ask the network administrator at your company or inquire Kissei Comtec Co., Ltd.
6. A Cancellation charge of 100% is imposed if cancellation is made after November 11.

KISSEI COMTEC Co.,Ltd. Issues the invoice after verified your order, please pay the amount of charge by credit card (VISA or MASTER CARD only). If you cannot pay above method, remittance by wire transfer is also acceptable with extra ¥6,000 (tax excluded) for remittance charge.

Telephone Line ¥35,000 (tax excluded)**ISDN Line ¥60,000 (tax excluded)**

1. Construction fee, a set of telephone, basic telephone charge and call charge ¥10,000 are included in the price.
2. In case the call charge becomes more than ¥10,000, the difference will be charged separately.
3. An international phone call is possible by this telephone, but only you can available " NTT Communications (0033)".
* We are sorry the other carrier can not available.
4. When the telephone it breaks or loses, it becomes claim with cost.
5. If using an ISDN line, exhibitors must prepare their own connecting devices, such as ISDN line compatible terminal adaptor (built-in DSU) or router (built-in DSU).
6. A cancellation charge of 100% is imposed if cancellation is made after November 11.

Regarding the above services, we will not take any responsibility for the communication failure caused by the telecommunication carriers.

KISSEI COMTEC Co.,Ltd. Issues the invoice after verified your order, please pay the amount of charge by credit card (VISA or MASTER CARD only). If you cannot pay above method, remittance by wire transfer is also acceptable with extra ¥6,000 (tax excluded) for remittance charge.